

IP20 SELV    

TALEXconverter LCI 15 W 350 mA IP20
TALEXconverter REMOTE LCI

Product description

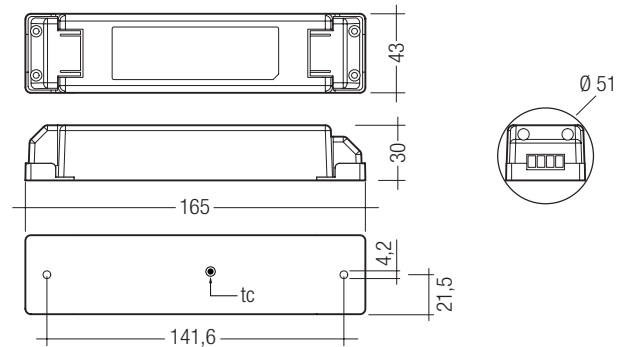
- Constant current converter
- Universal input voltage range
- Constant output current 350 mA
- Strain relief
- Screw terminal

Properties

- High efficiency
- Low power loss
- Overtemperature protection
- Overload protection with automatic restart
- Short-circuit shutdown feature with automatic restart
- Protection class 2, SELV
- Plastic casing white

Technical data

Rated supply voltage	120 – 240 V
Input voltage, AC	108 – 264 V
Input voltage, DC	120 – 240 V
Rated current (at 230 V 50 Hz)	0.08 A
Mains frequency	0 / 50 / 60 Hz
Efficiency	> 75 %
Max. input power	17 W
λ (at 230 V 50 Hz)	0.91
Output current tolerance	± 8 %
Max. output voltage [®]	48 V
Turn on time (output)	≤ 0.5 s
Turn off time (output)	≤ 1 s
Hold on time at power failure (Output)	10 ms
Ambient temperature t_a	-25 ... +50 °C
Ambient temperature t_a (at lifetime 50,000 h)	-25 ... +40 °C
Max. casing temperature t_c	70 °C
Storage temperature	-30 ... +85 °C
Weight	0.14 kg
Dimensions LxWxH	165 x 43 x 30 mm
Hole spacing D	142 mm



Ordering data

Type	Article number
LCI 015/0350 E020	24166312

Packaging: 40 pieces/carton, 2000 pieces/pallet

Specific technical data

Type	Output current	Output voltage range
LCI 015/0350 E020	350 mA	21 – 43 V

[®] In non-load operation.

Standards

- EN 55015
- EN 61000-3-2
- EN 61000-3-3
- EN 61347-1
- EN 61347-2-13
- EN 61547
- EN 62384

Over temperature protection

Automatic shutdown of the converter if the temperature limit is exceeded.
 Automatic restart if the temperature falls below the limit.

Overload protection

Automatic shutdown of the converter if the maximum output voltage is exceeded.
 Automatic restart if the output voltage is below the limit.

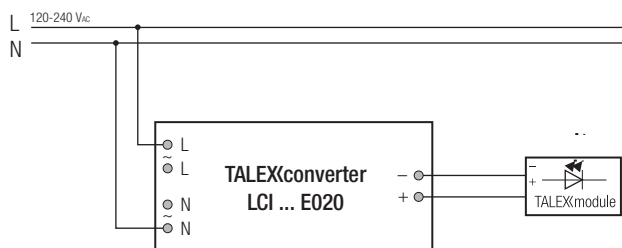
Glow wire test according to EN 60598-2-11

850 °C passed.

Maximum loading of automatic circuit breakers

Automatic circuit breaker type	C10	C13	C16	C20	B10	B13	B16	B20	Inrush current	
Installation Ø	1.5 mm ²	1.5 mm ²	1.5 mm ²	2.5 mm ²	1.5 mm ²	1.5 mm ²	1.5 mm ²	2.5 mm ²	I _{max}	time
LCI 015/0350 E020	60	90	120	140	30	45	60	70	80 A	0.001 ms

Wiring diagram



Installation instructions

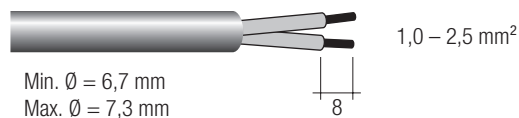
The connecting of LEDs on secondary side is not permitted.

Wiring type and cross section

The wiring can be in flexible cable with ferules or solid. For perfect function of the screw terminals the strip length should be 7.5–8.5 mm for the terminal.

Input / Output terminal

PRI:



SEC:

