

IP 20  

TALEXengine IMAGE CLASSIC

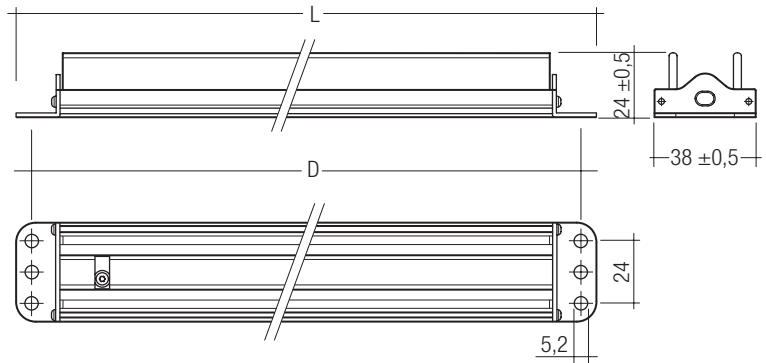
TALEXengine IMAGE 700 mA

Product description

- Complete solution with standard cable
- High efficiency thanks to directional lighting and integrated heat removal
- High quality of light thanks to a combination of COB LEDs and optics
- Safety extra low voltage (SELV)
- Simple installation thanks to pre-fitted adhesive tape
- Connection: H03WH, white, length 1.5 m
- Cross section connection: 2 x 0.75 mm²
- Cooling section made of anodised, extruded aluminium
- End caps made of CrNi
- Linear lenses made of PMMA
- Safety extra low voltage (SELV), protection class III

Technical data

Supply current DC	700 mA
Ambient temperature t_a	-30 ... +60 °C
Max. surface temperature on profile	75 °C
Type of protection	IP20
Protection class	III



Standards, page 3

Colour temperatures and tolerances, page 5

Ordering data

Length L	Colour	Colour temperature [®]	Type	Article number
300 mm	Daylight white	6,500 K	LED IMA-CLA DL 700mA 300 2 20 0000	89601127
600 mm	Daylight white	6,500 K	LED IMA-CLA DL 700mA 600 4 20 0000	89601128
900 mm	Daylight white	6,500 K	LED IMA-CLA DL 700mA 900 6 20 0000	89601129
1,200 mm	Daylight white	6,500 K	LED IMA-CLA DL 700mA 1200 8 20 0000	89601130
1,500 mm	Daylight white	6,500 K	LED IMA-CLA DL 700mA 1500 10 20 0000	89601131

Packaging 300 mm length: 112 pieces/carton, 1,344 pieces/pallet

Packaging 600 mm length: 52 pieces/carton, 728 pieces/pallet

Packaging 900 – 1.500 mm length: 15 pieces/carton, 300 pieces/pallet

Specific technical data

Type	Hole spacing D	Number of LED	Lens	Colour rendering index CRI	Typ. luminous flux [®] ^②	Typ. forward voltage [®]	Power consumption, typ. [®]	Luminous efficacy
LED IMA-CLA DL 700mA 300 2 20 0000	288 mm	2	30°	75	290 lm	7.0 V	4.9 W	59 lm/W
LED IMA-CLA DL 700mA 600 4 20 0000	588 mm	4	30°	75	580 lm	14.0 V	9.8 W	59 lm/W
LED IMA-CLA DL 700mA 900 6 20 0000	888 mm	6	30°	75	870 lm	21.0 V	14.7 W	59 lm/W
LED IMA-CLA DL 700mA 1200 8 20 0000	1,188 mm	8	30°	75	1,160 lm	28.0 V	19.6 W	59 lm/W
LED IMA-CLA DL 700mA 1500 10 20 0000	1,488 mm	10	30°	75	1,450 lm	35.0 V	24.5 W	59 lm/W

^① Tolerance range for optical data: ±20 %.

^② At $t_c = 45$ °C.

[®] Tolerance range for electrical data: ±15 %.

[®] Value refers to LED.

All values at $t_a = 25$ °C and 700 mA.

Converter matrix – TALEXengine IMAGE CLASSIC 700 mA

Converter matrix – TALEXengine IMAGE CLASSIC 700 mA									
REMOTE LCI								IN-BUILT LCI	
Type	LCAI 030/0700 A120	LCI 015/0700 E020		LCI 030/0700 E020		LCI 033/0700 U010			
Article number	86458901	24166313		24166314		25006669			
Assignable converter								Assignable converter	
Type	Article number	Number of engines						Number of engines	
		Min.	Max.	Min.	Max.	Min.	Max.	Min.	Max.
LED IMA-CLA DL 700mA 300 2 20 0000	89601127	2	5	2	2	4	5	5	6
LED IMA-CLA DL 700mA 600 4 20 0000	89601128	1	1	1	1			3	3
LED IMA-CLA DL 700mA 900 6 20 0000	89601129	1	1					2	2
LED IMA-CLA DL 700mA 1200 8 20 0000	89601130	1	1			1	1		
LED IMA-CLA DL 700mA 1500 10 20 0000	89601131	1	1			1	1	1	1

Standards

- EN 60598-2-1
- EN 62031
- EN 62471

The product meets the “independent LED module“ classification according to EN 62031.

Thermal behaviour

operation temperature (operation, no defects)	ta	- 30 → + 60 °C
storage temperature	ts	- 30 → + 80 °C
max. temperature cooling profile	tc	- 30 → + 75 °C

The values apply to operation at 100 % output, natural convection. If the maximum temperature limits are exceeded, the life of the TALEXengine IMAGE CLASSIC will be greatly reduced. The TALEXengine IMAGE CLASSIC can fail within a short time. The tc point temperature of the TALEXengine IMAGE CLASSIC has to be measured in the thermally stable state and under operating conditions. Measurement setup e.g. according to IEC/EN 60598-1.

Installation of TALEXengine IMAGE CLASSIC

- Mount with end caps.
- Screws ST3.9 and ST3.5 (according to EN ISO 15481) can be used for the mounting hole.

Electrical supply/choice of converter

TALEXengine IMAGE CLASSIC from Tridonic are not protected against overvoltages, overcurrents, overloads or short-circuit currents. Safe and reliable operation can only be guaranteed in conjunction with a converter which complies with the relevant standards. The use of TALEX converters from Tridonic in combination with TALEXengine IMAGE CLASSIC guarantees the necessary protection for safe and reliable operation.

If a converter other than Tridonic TALEXconverter is used, it must provide the following protection:

- Short-circuit protection
- Overtemperature protection

TALEXengine IMAGE CLASSIC must be supplied by a constant current converter. Operation with a constant voltage converter will lead to an irreversible damage. The TALEXengine IMAGE CLASSIC is equipped with reverse voltage protection up to 50 V.



- For chaining of multiple TALEXengine IMAGE CLASSIC units please note the wiring example and the number of engines/converters.
- The converter must be switched off before connecting the TALEXengine IMAGE CLASSIC. This can damage the TALEXengine IMAGE CLASSIC!

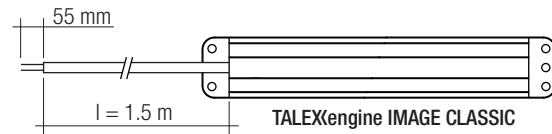
TALEXengine IMAGE CLASSIC in conjunction with water

- Admissible Environmental Conditions:
The LEDs used in the TALEXengine IMAGE CLASSIC are provided with a protective coating to guard against superficial dewing (according to JEDEC JESD22 A100C) and high relative air humidity.
- Harmful Environmental Conditions:
The product is not designed to be operated in contact with water.

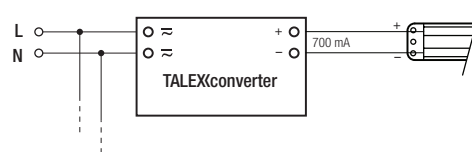
Wiring

Cable: H03VVH2-F cross section 2 x 0,75 mm², white, Length 1.5 m

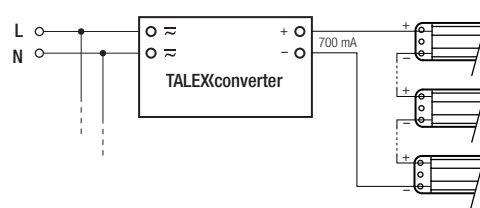
Colour	red	black
Function	+	-



Wiring example TALEXengine IMAGE CLASSIC



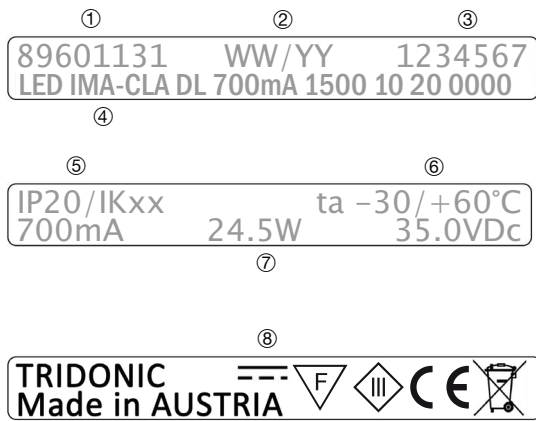
Wiring example for 2 or more TALEXengine IMAGE CLASSIC in series



Lifetime

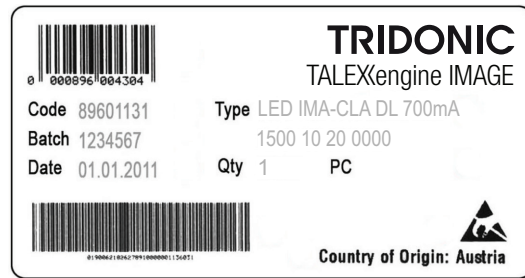
tc temperature in °C	luminous flux in %	lifetime in h
0	80	31.000
	70	50.000
	50	96.000
15	80	30.000
	70	48.000
	50	93.000
25	80	29.000
	70	47.000
	50	91.000
45	80	28.000
	70	45.000
	50	87.000
75	80	24.000
	70	39.000
	50	75.000

Label product

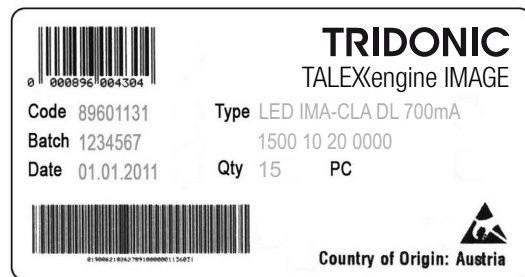


- ① Article number
- ② Production date WW/YY
- ③ Production batch
- ④ Type of the engine
- ⑤ IP declaration
- ⑥ Ambient temperature limits
- ⑦ Electrical specification
- ⑧ Normative symbols

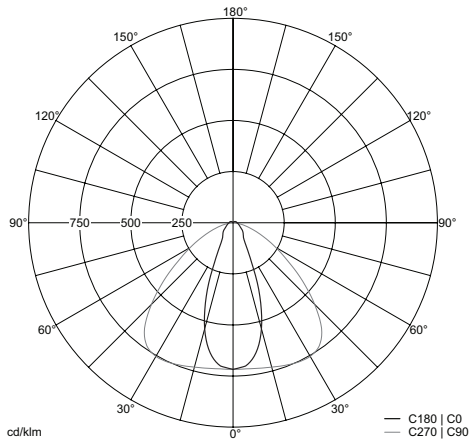
Label product packaging



Label carton



Luminous intensity distribution TALEXengine IMAGE CLASSIC:



Type	Mounting height	Average illuminance	Beam diameter
LED IMA-CLA DL 700mA 300 2 20 0000	0.25 m	2,725 lx	0.19 m
	0.50 m	681 lx	0.39 m
	0.75 m	303 lx	0.58 m
	1.00 m	170 lx	0.78 m
LED IMA-CLA DL 700mA 600 4 20 0000	0.25 m	5,449 lx	0.19 m
	0.50 m	1,362 lx	0.39 m
	0.75 m	605 lx	0.58 m
	1.00 m	341 lx	0.78 m
LED IMA-CLA DL 700mA 900 6 20 0000	0.25 m	5,449 lx	0.19 m
	0.50 m	2,043 lx	0.39 m
	0.75 m	908 lx	0.58 m
	1.00 m	511 lx	0.78 m
LED IMA-CLA DL 700mA 1200 8 20 0000	0.25 m	10,898 lx	0.19 m
	0.50 m	2,725 lx	0.39 m
	0.75 m	1,211 lx	0.58 m
	1.00 m	681 lx	0.78 m
LED IMA-CLA DL 700mA 1500 10 20 0000	0.25 m	13,623 lx	0.19 m
	0.50 m	3,406 lx	0.39 m
	0.75 m	1,514 lx	0.58 m
	1.00 m	851 lx	0.78 m

The evaluation to the eye safety is according to the EN 62471:2008
(Photobiological safety of lamps and lamp systems)

Type	Article number	Colour	Actinic UV	near UV	blue light	retinal thermal	IR radiation, eye
			E _s	E _{UVA}	L _B	L _R	E _{IR}
			200–400 nm	315–400 nm	300–700 nm	380–1,400 nm	780–3,000 nm
LED IMA-CLA DL 700mA 300 2 20 0000	89601127	Daylight white	exempt	exempt	exempt	exempt	exempt
LED IMA-CLA DL 700mA 600 4 20 0000	89601128	Daylight white	exempt	exempt	exempt	exempt	exempt
LED IMA-CLA DL 700mA 900 6 20 0000	89601129	Daylight white	exempt	exempt	exempt	exempt	exempt
LED IMA-CLA DL 700mA 1200 8 20 0000	89601130	Daylight white	exempt	exempt	exempt	exempt	exempt
LED IMA-CLA DL 700mA 1500 10 20 0000	89601131	Daylight white	exempt	exempt	exempt	exempt	exempt

Exempt:

The LED does not pose any photobiological hazard.

Low risk:

The LED does not pose a hazard due to normal behavioral limitations on exposure.

Moderate risk:

The LED does not pose a hazard due to the aversion response to very bright light sources or due to thermal discomfort.

High risk:

The LED may pose a hazard even for momentary or brief exposure.

Coordinates and tolerances according to CIE 1964

CIE coordinates

Daylight white 6,500 K

	x0	y0
Centre	0.3200	0.3270

MacAdam Ellipse: 5SDCM

Daylight white

