

Magnetic chokes – reinforced insulation
High pressure sodium lamps and metal halide lamps

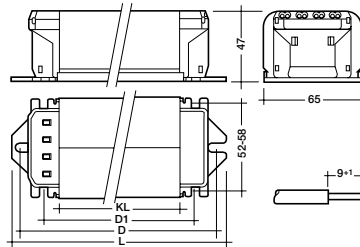
OMBIS 35–150 W reinforced insulation



- $t_w = 130^\circ\text{C}$
- resetting thermal protector 155°C
- irreversible thermal fuse 214°C

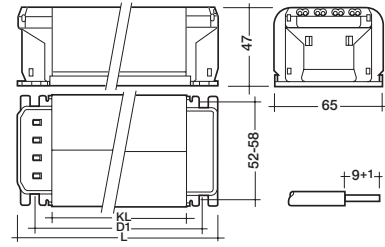
Certified:
 EN 61347-2-9
 EN 60923

figure 1



push terminal 0,75–2,5 mm²

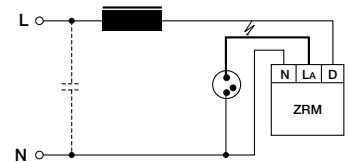
figure 2

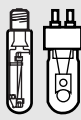


push terminal 0,75–2,5 mm²

type	article number	voltage	figure	packaging		length L mm	core stack length KL mm	fixing centres mm		weight kg	ΔT K	losses W		λ
				box	pallet			D	D1			W		
OMBIS 35 A203D 230-250/50	22148980	230/240/250	1	10	480	92	30	75–84	50.5	0.8	60	8.0	0.37	
OMBIS 35 B203D 230-250/50	22148981	230/240/250	1	10	480	97	35	80–89	55.5	0.9	50	7.5	0.36	
OMBIS 70 A203D 230-250/50	22148982	230/240/250	1	10	480	107	45	90–99	65.5	1.2	70	12.1	0.37	
OMBIS 70 A253D 230-250/50	22148985	230/240/250	2	10	480	81	45	–	65.5	1.2	70	12.1	0.37	
OMBIS 70 A257D 220-240/60	22148986	220/230/240	2	10	480	81	45	–	65.5	1.2	60	11.1	0.38	
OMBIS 100 A203D 230-250/50	22148971	230/240/250	1	10	480	117	55	100–109	75.5	1.4	65	13.7	0.40	
OMBIS 150 A204D 220-240/50	22148972	220/230/240	1	10	480	137	75	120–129	95.5	1.8	75	18.5	0.42	
OMBIS 150 B253D 230-250/50	22148973	230/240/250	2	10	480	121	85	–	105.5	2.0	70	18.3	0.41	
OMBIS 150 B257D 220-240/60	22148974	220/230/240	2	10	480	121	85	–	105.5	2.0	70	16.5	0.41	

type	article number	P. F. Correction	
		capacitor $\pm 10\%$ 250V	line current A
OMBIS 35 A203D 230-250/50	22148980	5.0	0.22
OMBIS 35 B203D 230-250/50	22148981	5.0	0.22
OMBIS 70 A203D 230-250/50	22148982	10.0	0.43
OMBIS 70 A253D 230-250/50	22148985	10.0	0.43
OMBIS 70 A257D 220-240/60	22148986	10.0	0.43
OMBIS 100 A203D 230-250/50	22148971	10.0	0.55
OMBIS 150 A204D 220-240/50	22148972	16.0	0.80
OMBIS 150 B253D 230-250/50	22148973	16.0	0.80
OMBIS 150 B257D 220-240/60	22148974	16.0	0.80





Magnetic chokes – reinforced insulation
High pressure sodium lamps and metal halide lamps

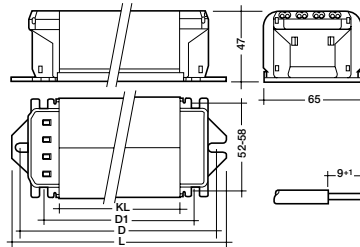
OMBIS/ONGLIS/OGLS 250–400 W reinforced insulation



- $t_w = 130^\circ\text{C}$
- resetting thermal protector 155°C
- irreversible thermal fuse 214°C

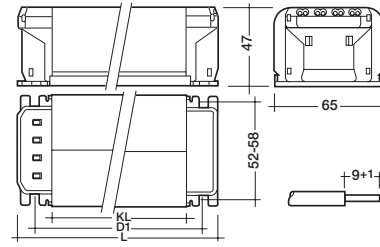
Certified:
EN 61347-2-9
EN 60923

figure 1



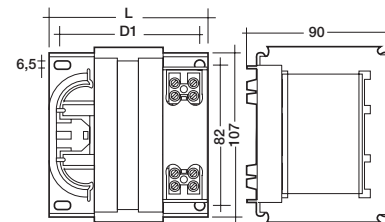
push terminal 0.75–2.5 mm²

figure 2



push terminal 0.75–2.5 mm²

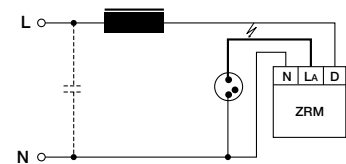
figure 3



screw terminal 1.5–4 mm²

type	article number	voltage	figure	packaging		length L mm	core stack length KL mm	fixing centres mm		weight kg	ΔT K	losses W		λ
				box	pallet			D	D1			W		
OMBIS 250 A251D 230/50	22148978	230	2	6	240	186	150	–	170.5	3.5	70	30.0	0.40	
OMBIS 250 A207D 230/50/60	22148976	230	1	6	240	212	150	190–204	170.5	3.5	70/60	30.0	0.40/0.40	
OMBIS 250 A257D 220-240/60	22148979	220/230/240	2	6	240	186	150	–	170.5	3.5	75.0	26.0	0.39	
ONGLIS 250 C203D 230-250/50	22149035	230/240/250	3	6	216	94	40	–	80	3.2	70	25.5	0.39	
ONGLIS 250 C303D 230-250/50 ①	22149041	230/240/250	3	6	216	94	40	–	80	3.2	70	25.5	0.39	
OGLS 400 C203D 230-250/50	22149038	230/240/250	3	4	144	114	60	–	100	4.35	80	34.0	0.38	
OGLS 400 C303D 230-250/50 ①	22149042	230/240/250	3	4	144	114	60	–	100	4.35	80	34.0	0.38	

type	article number	P. F. Correction	
		capacitor $\pm 10\%$ 250V	line current A
OMBIS 250 A251D 230/50	22148978	25.0	1.35
OMBIS 250 A207D 230/50/60	22148976	25.0	1.35
OMBIS 250 A257D 220-240/60	22148979	25.0	1.35
ONGLIS 250 C203D 230-250/50	22149035	25.0	1.35
ONGLIS 250 C303D 230-250/50 ①	22149041	25.0	1.35
OGLS 400 C203D 230-250/50	22149038	40.0	2.10
OGLS 400 C303D 230-250/50 ①	22149042	40.0	2.10



① push terminal 0.5–1.5 mm²